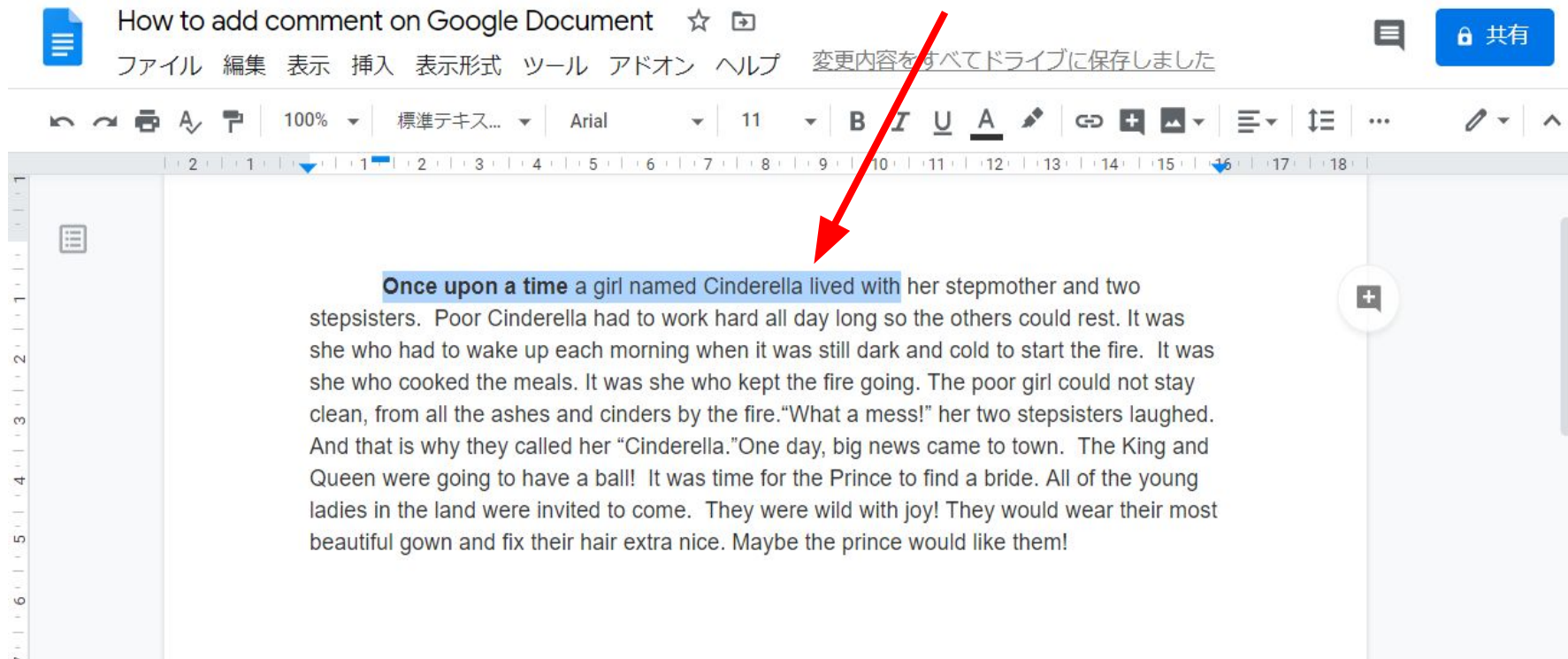


A large red square with a white border, centered on a white background. Inside the square, the text "How to Add comments on Google Document" is written in white, bold, sans-serif font, centered vertically and horizontally.

How to Add comments on Google Document

1. コメントを追加したい部分を選択する



The screenshot shows the Google Docs interface. At the top, the document title is "How to add comment on Google Document". Below the title is a menu bar with options like "ファイル", "編集", "表示", "挿入", "表示形式", "ツール", "アドオン", and "ヘルプ". A notification says "変更内容をすべてドライブに保存しました". The toolbar includes icons for undo, redo, print, text color, background color, zoom (100%), font face (Arial), font size (11), bold, italic, underline, text color, link, insert, image, list, indent, and a comment icon. The main text area contains a paragraph about Cinderella. The first sentence, "Once upon a time a girl named Cinderella lived with", is highlighted in blue. A red arrow points from the top right towards this highlighted text. On the right side of the document, a comment bubble with a plus sign is visible.

How to add comment on Google Document ☆ 📁

ファイル 編集 表示 挿入 表示形式 ツール アドオン ヘルプ 変更内容をすべてドライブに保存しました

100% 標準テキスト... Arial 11 B I U A 🔗 + 🖼️ ☰ ⇅️ ⋮ ✎ ⤴

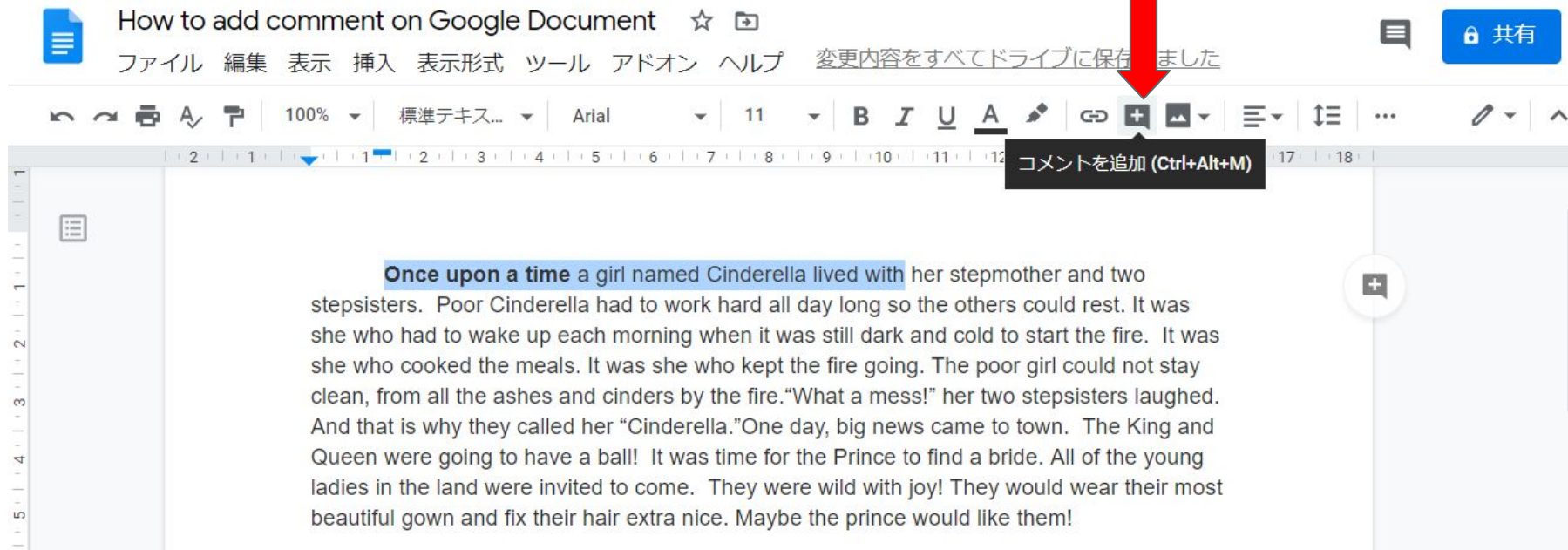
2 1 1 2 3 4 5 6 7 8 9 10 11 12 13 14 15 16 17 18

1 2 3 4 5 6 7

Once upon a time a girl named Cinderella lived with her stepmother and two stepsisters. Poor Cinderella had to work hard all day long so the others could rest. It was she who had to wake up each morning when it was still dark and cold to start the fire. It was she who cooked the meals. It was she who kept the fire going. The poor girl could not stay clean, from all the ashes and cinders by the fire. "What a mess!" her two stepsisters laughed. And that is why they called her "Cinderella." One day, big news came to town. The King and Queen were going to have a ball! It was time for the Prince to find a bride. All of the young ladies in the land were invited to come. They were wild with joy! They would wear their most beautiful gown and fix their hair extra nice. Maybe the prince would like them!

2. “コメントを追加”を選択

このボタン



The screenshot shows the Google Docs interface. At the top, the document title is "How to add comment on Google Document". Below the title bar, the menu bar includes "ファイル", "編集", "表示", "挿入", "表示形式", "ツール", "アドオン", and "ヘルプ". The main toolbar contains various editing tools, and the "Add Comment" button (a plus sign in a square) is highlighted with a red arrow pointing down from the text "このボタン". A tooltip below the button reads "コメントを追加 (Ctrl+Alt+M)". The document content is a paragraph of text about Cinderella, with the first sentence highlighted in blue. On the right side, there is a "共有" (Share) button and a comment icon.

How to add comment on Google Document ☆ 📺

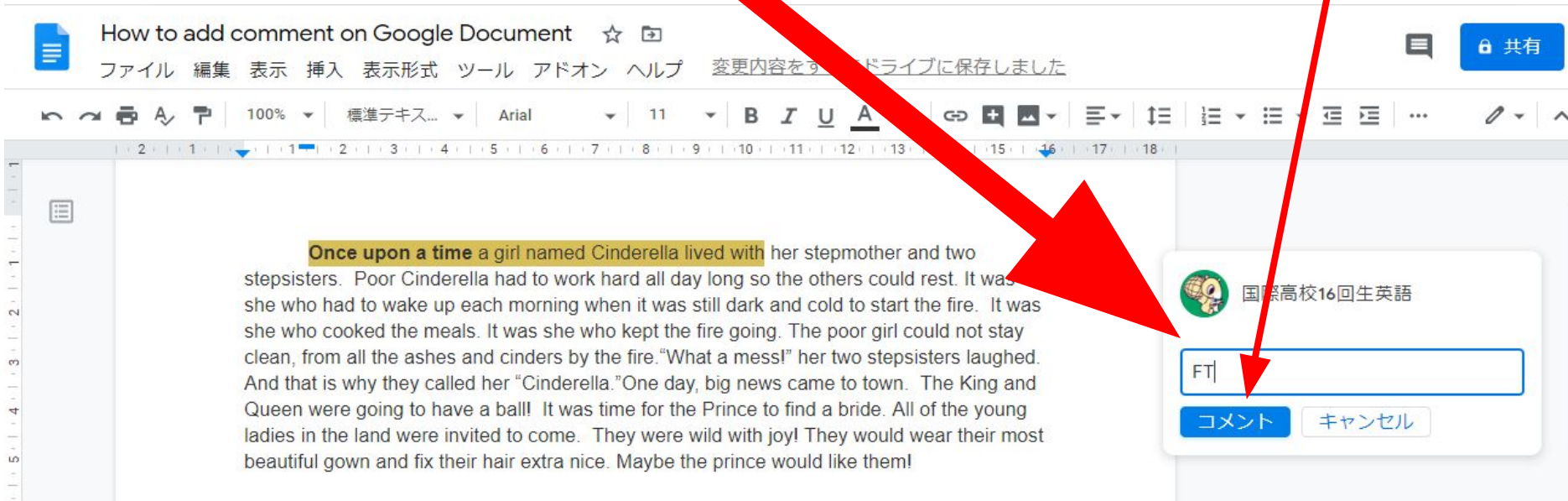
ファイル 編集 表示 挿入 表示形式 ツール アドオン ヘルプ 変更内容をすべてドライブに保存しました

100% 標準テキスト... Arial 11 B I U A

コメントを追加 (Ctrl+Alt+M)

Once upon a time a girl named Cinderella lived with her stepmother and two stepsisters. Poor Cinderella had to work hard all day long so the others could rest. It was she who had to wake up each morning when it was still dark and cold to start the fire. It was she who cooked the meals. It was she who kept the fire going. The poor girl could not stay clean, from all the ashes and cinders by the fire. "What a mess!" her two stepsisters laughed. And that is why they called her "Cinderella." One day, big news came to town. The King and Queen were going to have a ball! It was time for the Prince to find a bride. All of the young ladies in the land were invited to come. They were wild with joy! They would wear their most beautiful gown and fix their hair extra nice. Maybe the prince would like them!

3. コメントを入力してコメントボタンをクリックしたら完了!

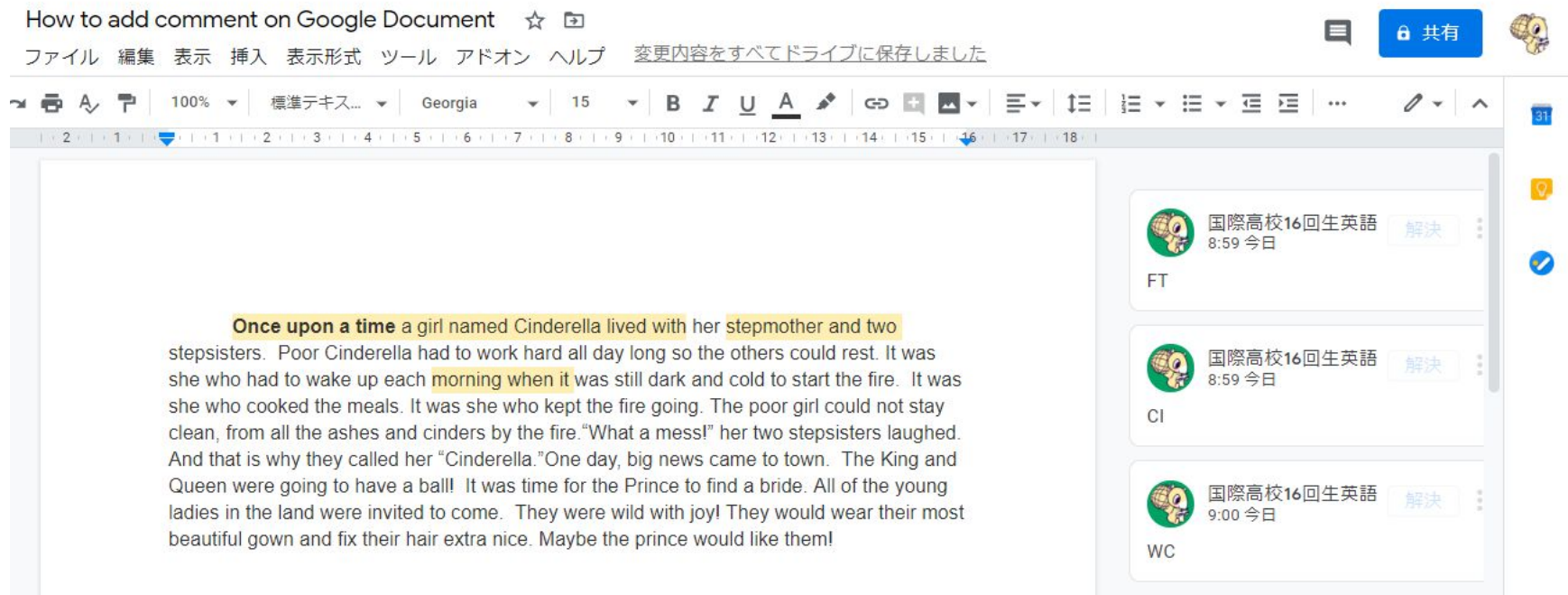


The screenshot shows a Google Document titled "How to add comment on Google Document". The document text is: "Once upon a time a girl named Cinderella lived with her stepmother and two stepsisters. Poor Cinderella had to work hard all day long so the others could rest. It was she who had to wake up each morning when it was still dark and cold to start the fire. It was she who cooked the meals. It was she who kept the fire going. The poor girl could not stay clean, from all the ashes and cinders by the fire. "What a mess!" her two stepsisters laughed. And that is why they called her "Cinderella." One day, big news came to town. The King and Queen were going to have a ball! It was time for the Prince to find a bride. All of the young ladies in the land were invited to come. They were wild with joy! They would wear their most beautiful gown and fix their hair extra nice. Maybe the prince would like them!"

A comment box is open on the right side of the document. The comment text is "FT". The comment box includes a profile picture of a globe, the name "国際高校16回生英語", and two buttons: "コメント" (Comment) and "キャンセル" (Cancel). A large red arrow points from the top text to the "コメント" button.

4.コメントが追加されているかを確認

コメントを追加した部分をクリックすると、コメントが確認できます。追加したコメントは右に一覧として表示されます。



The screenshot shows a Google Document titled "How to add comment on Google Document". The document content is a paragraph about Cinderella, with several phrases highlighted in yellow: "Once upon a time", "a girl named Cinderella", "lived with her stepmother and two stepsisters", "morning when it", and "Maybe the prince would like them!". On the right side, there is a comment sidebar with three entries, each from the user "国際高校16回生英語" (International High School 16th Year English). The first comment is labeled "FT" and has a "解決" (Solved) button. The second is labeled "CI" and also has a "解決" button. The third is labeled "WC" and has a "解決" button. The interface includes a top menu bar with options like "ファイル", "編集", "表示", "挿入", "表示形式", "ツール", "アドオン", and "ヘルプ". There is also a "共有" (Share) button and a user profile icon.

How to add comment on Google Document ☆ 📄

ファイル 編集 表示 挿入 表示形式 ツール アドオン ヘルプ 変更内容をすべてドライブに保存しました

100% 標準テキスト... Georgia 15 B I U A

Once upon a time a girl named Cinderella lived with her stepmother and two stepsisters. Poor Cinderella had to work hard all day long so the others could rest. It was she who had to wake up each morning when it was still dark and cold to start the fire. It was she who cooked the meals. It was she who kept the fire going. The poor girl could not stay clean, from all the ashes and cinders by the fire. "What a mess!" her two stepsisters laughed. And that is why they called her "Cinderella." One day, big news came to town. The King and Queen were going to have a ball! It was time for the Prince to find a bride. All of the young ladies in the land were invited to come. They were wild with joy! They would wear their most beautiful gown and fix their hair extra nice. Maybe the prince would like them!

国際高校16回生英語 8:59 今日 解決

FT

国際高校16回生英語 8:59 今日 解決

CI

国際高校16回生英語 9:00 今日 解決

WC

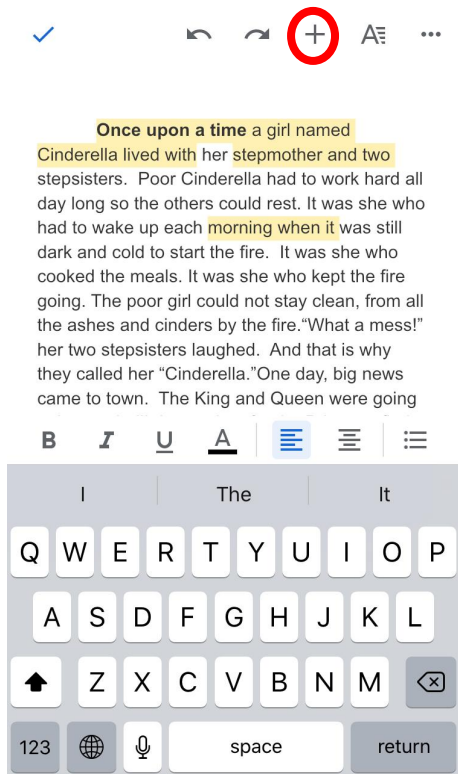
モバイル版

<参考> モバイル版はAndroidやiphoneなど機種やバージョンによって表示のされ方が異なります。参考程度にしてください。

1. Google [ドキュメント](#) のアプリでファイルを開きます。
2. テキストを選択して、[コメントを追加] または [コメント] をタップします。右上にある「+」ボタンをタップすると、選択肢が表示されますのでコメントを選択する。
3. コメントを入力します。
4. [コメント] をタップします。または、右上に青のチェックが表示されていればタップし、完了する。
5. ドキュメントを保存するためには左上の青のチェックをタップして終了すること。

iphone

参考程度に...



Once upon a time a girl named Cinderella lived with her stepmother and two stepsisters. Poor Cinderella had to work hard all day long so the others could rest. It was she who had to wake up each morning when it was still dark and cold to start the fire. It was she who cooked the meals. It was she who kept the fire going. The poor girl could not stay clean, from all the ashes and cinders by the fire. "What a mess!" her two stepsisters laughed. And that is why

コメント

Once upon a time a girl named Cinderella lived with

国際高校16回生英語, 国際高校16回... 2件の返信



国際高校16回生英語

9:21

再開しました

morning when it



国際高校16回生英語
WC

9:00

stepmother and two



国際高校16回生英語
CI

Once upon a time a girl named Cinderella lived with her stepmother and two stepsisters. Poor Cinderella had to work hard all day long so the others could rest. It was she who had to wake up each morning when it was still dark and cold to start the fire. It was she who cooked the meals. It was she who kept the fire going. The poor girl could not stay clean, from all the ashes and cinders by the fire. "What a mess!" her two stepsisters laughed. And that is why

<

選択したテキスト

stepmother and two



国際高校16回生英語
2020/04/22 8:59

CI

✓ 解決

↶ 返信

コメントは下にスワイプすると、元の画面に切り替わります

Android

参考程度に...



EE3 Week 2 Fiona Jones-Gerrard 4-1-1

Expository style

History and Passion

It is thought that one of the most important cultural differences between English and Scottish languages is pride the Scottish have for their unique words and sounds. Historically, England and Scotland have always had rivalry, and Scottish people tend to still hold some anger towards the English for the times when England made Scottish culture illegal. Due to this, despite similarities between English and Scots English, people in Scotland hold strong pride for Scottish words. For example, Scottish people say wee instead of small. Therefore, pride is an important cultural difference in language between Scotland and England. |

B *I* U A | ☰ | ☰



EE3 Week 2 Fiona Jones-Gerrard 4-1-1

Expository style

History and Passion

It is thought that one of the most important cultural differences between English and Scottish languages is pride the Scottish have for their unique words and sounds. Historically, England and Scotland have always had rivalry, and Scottish people tend to still hold some anger towards the English for the times when England made Scottish culture illegal. Due to this, despite similarities between English and Scots English, people in



[Resolve](#)



Kokusai Debate
09:11



Comment

Reply




1 of 1



EE3 Week 2 Fiona Jones-Gerrard 4-1-1

Expository style

xをタップすると元の画面
に切り替わります



× Comments

It is thought



Kokusai Debate
09:11

Comment



今週の課題 4月30日正午締切

First DraftをREVISE, EDITする。

First Draftにコメントを追加する。コメントのみの追加。消したり動かしたりしない。

First Draftの下に、Final Draftを入力する。

1. Formatの確認。ミスがあれば各コードを使ってコメントを追加
2. Structureの確認。FT, CT, Transition words, CSのコメントを追加
3. Expository style paragraph: 必要に応じてWC, INFO, Gのコメントを追加。paragraphの最後に(d)の質問に対する答えを入力する。
4. Descriptive style paragraph:必要に応じてWC, INFO, SIM or METのコメントを追加。paragraphの最後に(d)の質問に対する答えを入力する。